




BETA RICAMBI

Tel. 081 8507823 / 8638945 - Fax 081 8500351

MONTANTI IN ALLUMINIO E FERRO

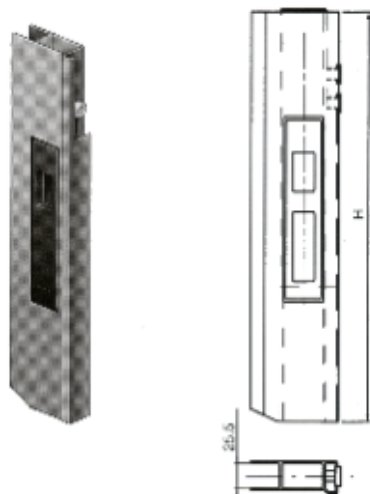
Beta Ricambi






MONTANTI IN ALLUMINIO MANIGLIA IN PLASTICA

Beta Ricambi



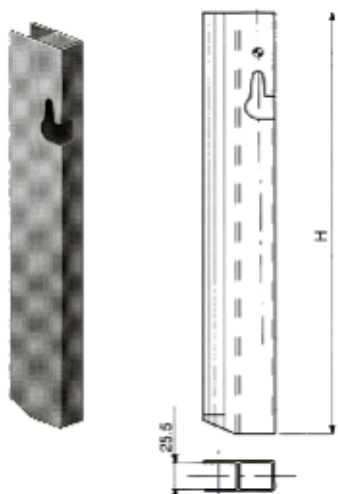
CODICE	H	DESC.
NM045	300	Anteriore DX
NM045S	300	Anteriore SX
NM063	400	Anteriore DX
NM063S	400	Anteriore SX
NM083	800	Anteriore DX
NM083S	800	Anteriore SX

Beta Ricambi

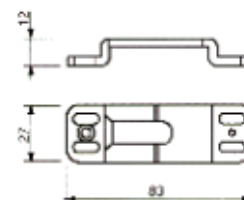


CODICE	H	DESC.
NM064	300	Posteriore DX
NM064S	300	Posteriore SX
NM065	400	Posteriore DX
NM065S	400	Posteriore SX

Beta Ricambi



CODICE	H	DESC.
NM066	300	Testata DX
NM066S	300	Testata SX
NM067	400	Testata DX
NM067S	400	Testata SX





CODICE	DESC.
NT041	Scontrino ant.



MONTANTI IN ALLUMINIO

Beta Ricambi


MINIMATIC PLANAE CON BATTUTA



CODICE	H	DESC.
NM027	300	DX
NM027S	300	SX
NM042	400	DX
NM042S	400	SX
NM050	500	DX
NM050S	500	SX
NM052	600	DX
NM052S	600	SX
NM054	830	DX
NM054S	830	SX
NM058	1000	DX
NM058S	1000	SX

Beta Ricambi

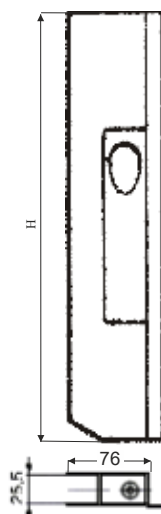
MINIMATIC PLANAE SENZA BATTUTA



CODICE	H	DESC.
NM025	300	DX
NM025S	300	SX
NM040	400	DX
NM040S	400	SX
NM044	500	DX
NM044S	500	SX
NM046	600	DX
NM046S	600	SX
NM048	830	DX
NM048S	830	SX
NM056	1000	DX
NM056S	1000	SX

Beta Ricambi

MINIMATIC CON FORO CON BATTUTA



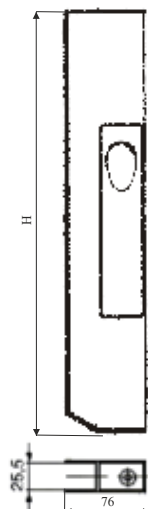
CODICE	H	DESC.
NM010	300	DX
NM010S	300	SX
NM034	400	DX
NM034S	400	SX
NM028	500	DX
NM028S	500	SX
NM030	600	DX
NM030S	600	SX
NM032	830	DX
NM032S	830	SX
NM100	1000	DX
NM100S	1000	SX



MONTANTI IN ALLUMINIO

Beta Ricambi

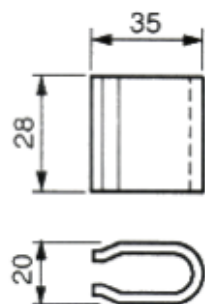
MINIMATIC CON FORO SENZA BATTUTA



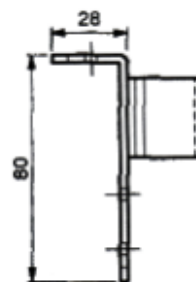
CODICE	H	DESC.
NM020	300	DX
NM020S	300	SX
NM001	400	DX
NM001S	400	SX
NM026	500	DX
NM026S	500	SX
NM002	600	DX
NM002S	600	SX
NM003	830	DX
NM003S	830	SX
NM097	1000	DX
NM097S	1000	SX

Beta Ricambi

ACCESSORI PER MONTANTI IN ALLUMINIO



CODICE	DESCRIZIONE
NT033	Occhiello



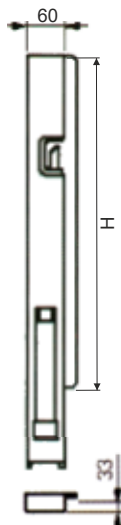
CODICE	DESCRIZIONE
NO001	Occhiello piegato

Beta Ricambi



MONTANTI IN FERRO SP/33 FIS/ROV

Beta Ricambi



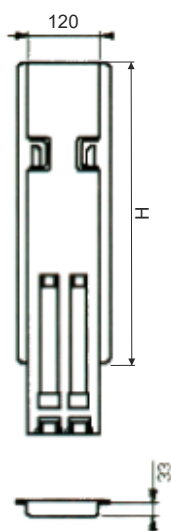
MONTANTI ANT. FIS/ROV SP/33 FERRO

CODICE	H	DESC.
00343	400	Ant. stretto
00347	500	Ant. stretto
00353	600	Ant. stretto
00359	800	Ant. stretto

MONTANTI ANT. FIS/ROV SP/33 CATAFORESI

CODICE	H	DESC.
CP2F042	400	Ant. stretto
CP2F051	500	Ant. stretto
CP2F061	600	Ant. stretto
CP2F081	800	Ant. stretto

Beta Ricambi



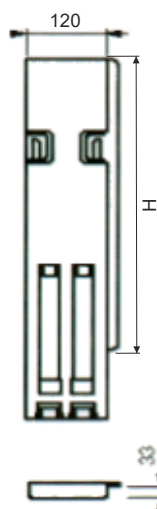
MONTANTI CENTR. FIS/ROV SP/33 FERRO

CODICE	H	DESC.
00345	400	Centrale
00350	500	Centrale
00356	600	Centrale
00362	800	Centrale

MONTANTI CENTR. FIS/ROV SP/33 CATAFORESI

CODICE	H	DESC.
CP2F043	400	Centrale
CP2F053	500	Centrale
CP2F063	600	Centrale
CP2F083	800	Centrale

Beta Ricambi



MONTANTI POST. FIS/ROV SP/33 FERRO

CODICE	H	DESC.
00346	400	Posteriore
00351	500	Posteriore
00357	600	Posteriore
00363	800	Posteriore

MONTANTI POST. FIS/ROV SP/33 CATAFORESI

CODICE	H	DESC.
CP2F044	400	Posteriore
CP2F054	500	Posteriore
CP2F064	600	Posteriore
CP2F084	800	Posteriore



MONTANTI IN FERRO SP/33 FIS/ROV

Beta Ricambi



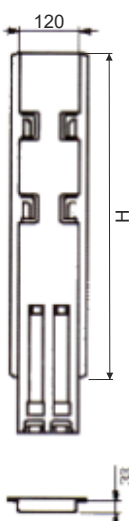
MONTANTI ANT. FIS/ROV SP/33 FERRO

CODICE	H	DESC.
00365	1000	Ant. stretto

MONTANTI ANT. FIS/ROV SP/33 CATAFORESI

CODICE	H	DESC.
CP2F102	1000	Ant. stretto

Beta Ricambi



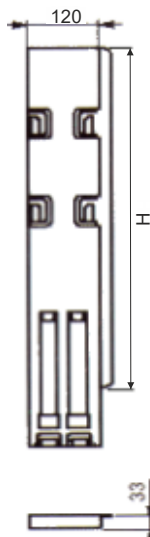
MONTANTI CENTR. FIS/ROV SP/33 FERRO

CODICE	H	DESC.
00368	1000	Centrale

MONTANTI CENTR. FIS/ROV SP/33 CATAFORESI

CODICE	H	DESC.
CP2F103	1000	Centrale

Beta Ricambi



MONTANTI POST. FIS/ROV SP/33 FERRO

CODICE	H	DESC.
00369	1000	Posteriore

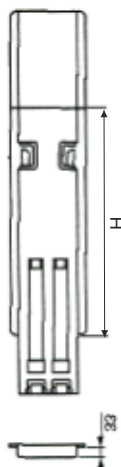
MONTANTI POST. FIS/ROV SP/33 CATAFORESI

CODICE	H	DESC.
CP2F104	1000	Posteriore



MONTANTI IN FERRO SP/33 FIS/ROV

Beta Ricambi



MONTANTI CENTR. FIS/ROV SP/33 FERRO

CODICE	H	DESC.
00245	800	Centr. c/snodo
00243	600	Centr. c/snodo

Beta Ricambi



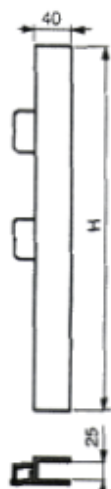
TESTATE ZINCATE 1 CHIUSURA PER PIANTONI FISSI SP/25 FERRO

CODICE	H	DESC.
00503	400	Laterale
00504	400	Posteriore
00523	500	Laterale
00524	500	Posteriore
00543	600	Laterale
00544	600	Posteriore
00579	800	Laterale
00580	800	Posteriore

TESTATE ZINCATE 1 CHIUSURA PER PIANTONI FISSI SP/25 CATAFORESI

CODICE	H	DESC.
L 261	400	Laterale
P 261	400	Posteriore
L 260	500	Laterale
P 260	500	Posteriore
L 259	600	Laterale
P 259	600	Posteriore
L 258	800	Laterale
P 258	800	Posteriore

Beta Ricambi



TESTATE ZINCATE 2 CHIUSURE PER PIANTONI FISSI SP/25 FERRO

CODICE	H	DESC.
00615	1000	Laterale
00616	1000	Posteriore

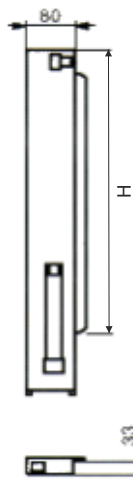
TESTATE ZINCATE 2 CHIUSURE PER PIANTONI FISSI SP/25 CATAFORESI

CODICE	H	DESC.
L 257	1000	Laterale
P 257	1000	Posteriore



MONTANTI IN FERRO SP/33 RIB/ROV

Beta Ricambi



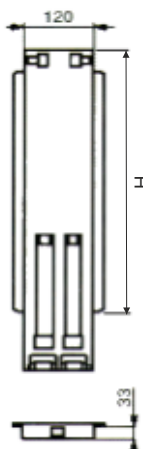
MONTANTI ANT. RIB/ROV SP/33 FERRO

CODICE	H	DESC.
00100	400	Anteriore
00104	500	Anteriore
00108	600	Anteriore
00116	800	Anteriore

MONTANTI ANT. RIB/ROV SP/33 CATAFORESI

CODICE	H	DESC.
FMCA400A	400	Anteriore
FMCA500A	500	Anteriore
FMCA600A	600	Anteriore
FMCA800A	800	Anteriore

Beta Ricambi



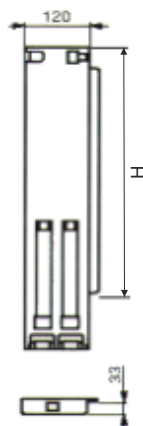
MONTANTI CENTR. RIB/ROV SP/33 FERRO

CODICE	H	DESC.
00102	400	Centrale
00106	500	Centrale
00110	600	Centrale
00118	800	Centrale

MONTANTI CENTR. RIB/ROV SP/33 CATAFORESI

CODICE	H	DESC.
FMCA400C	400	Centrale
FMCA500C	500	Centrale
FMCA600C	600	Centrale
FMCA800C	800	Centrale

Beta Ricambi



MONTANTI POST. RIB/ROV SP/33 FERRO

CODICE	H	DESC.
00103	400	Posteriore
00107	500	Posteriore
00111	600	Posteriore
00119	800	Posteriore

MONTANTI POST. RIB/ROV SP/33 CATAFORESI

CODICE	H	DESC.
FMCA400P	400	Posteriore
FMCA500P	500	Posteriore
FMCA600P	600	Posteriore
FMCA800P	800	Posteriore



MONTANTI IN FERRO SP/33 RIB/ROV

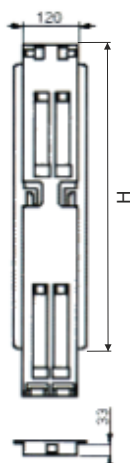
Beta Ricambi



MONTANTI ANT. RIB/ROV SP/33 FERRO

CODICE	H	DESC.
00124	1000	Anteriore
00128	1100	Anteriore

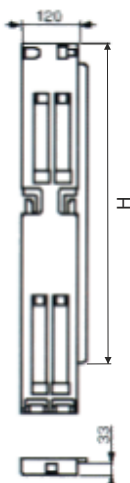
Beta Ricambi



MONTANTI CENTR. RIB/ROV SP/33 FERRO

CODICE	H	DESC.
00126	1000	Centrale
00130	1100	Centrale

Beta Ricambi



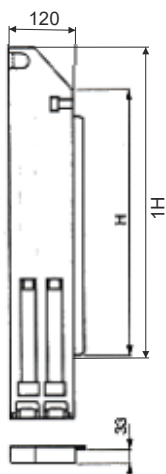
MONTANTI POST. RIB/ROV SP/33 FERRO

CODICE	H	DESC.
00127	1000	Posteriore
00131	1100	Posteriore



MONTANTI IN FERRO SP/33 RIB/ROV

Beta Ricambi

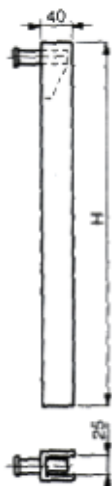


MONTANTI POST. RIB/ROV SP/33 SMUSSATI FERRO

CODICE	H/H1	DESC.
00155	400/500	Posteriore
00177D	500/600	Posteriore

Beta Ricambi

TESTATE RIBALTABILI ZINCATE SP/25

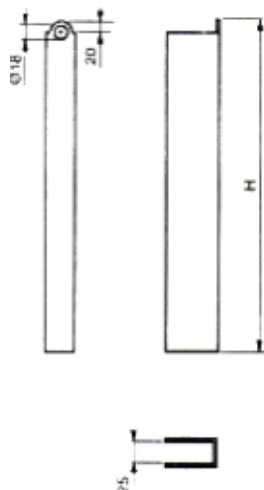


CODICE	H	DESC.
00487	400	Testata
00507	500	Testata
00527	600	Testata
00563	800	Testata



CODICE	H	DESC.
00599	1000	Testata laterale
00600	1000	Testata post.
00619	1100	Testata laterale
00620	1100	Testata post.

Beta Ricambi



TESTATE RIBALTABILI ARROT. ZINCATE SP/25

CODICE	H	DESC.
00547	796	Testata
00693	996	Testata laterale
00694	996	Testata post.



MONTANTI IN FERRO SP/33 RIB/SFIL

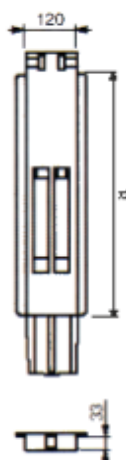
Beta Ricambi



MONTANTI ANT. RIB/SFIL SP/33 FERRO

CODICE	H	DESC.
00156	400	Anteriore
00168D	800	Anteriore

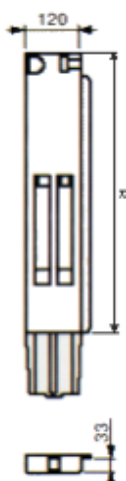
Beta Ricambi



MONTANTI CENTR. RIB/SFIL SP/33 FERRO

CODICE	H	DESC.
00170	800	Centrale

Beta Ricambi



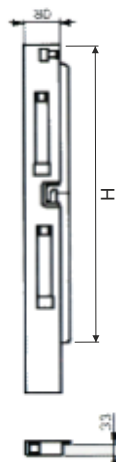
MONTANTI POST. RIB/SFIL SP/33 FERRO

CODICE	H	DESC.
00159	400	Posteriore
00171D	800	Posteriore



MONTANTI IN FERRO SP/33 RIB/SFIL

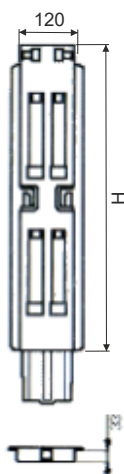
Beta Ricambi



MONTANTI ANT. RIB/SFIL SP/33 FERRO

CODICE	H	DESC.
00176D	1000	Anteriore

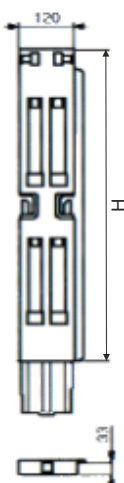
Beta Ricambi



MONTANTI CENTR. RIB/SFIL SP/33 FERRO

CODICE	H	DESC.
00178	1000	Centrale

Beta Ricambi



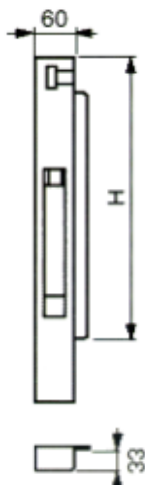
MONTANTI POST. RIB/SFIL SP/33 FERRO

CODICE	H	DESC.
00179D	1000	Posteriore



MONTANTI IN FERRO SP/33 RIB/SFIL ECON.

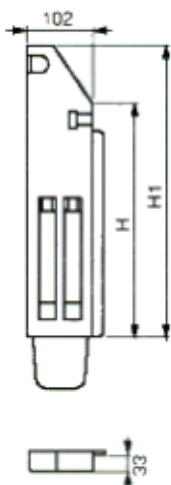
Beta Ricambi



MONTANTI ANT. RIB/SFIL SP/33 ECONOMICI

CODICE	H	DESC.
00244	400	Anteriore
00248	500	Anteriore

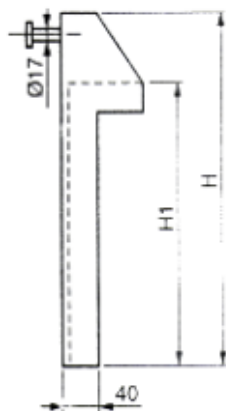
Beta Ricambi



MONTANTI POST. RIB/SFIL SP/33 ECONOMICI

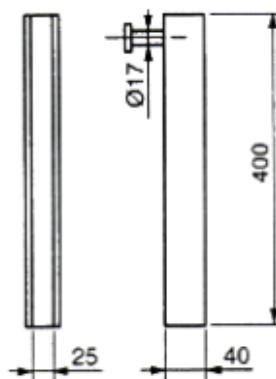
CODICE	H/H1	DESC.
00247	400/517	Posteriore
00251	500/617	Posteriore

Beta Ricambi



TESTATE RIB/SFIL SP/25 ECONOMICHE

CODICE	H	DESC.
00687	517	Testata
00688	617	Testata



TESTATE RIB/SFIL SP/25 ECONOMICHE

CODICE	H	DESC.
00487	400	Testata
00507	500	Testata



SOVRAMONTANTI IN FERRO SP/33

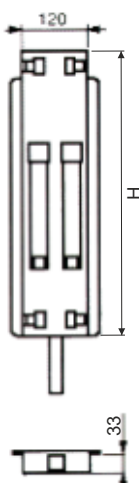
Beta Ricambi



SOVRAMONTANTI TRILATERALI ANTERIORI

CODICE	H	DESC.
01390	400	Anteriore
01394	500	Anteriore
01398	600	Anteriore
01402	700	Anteriore
01406	800	Anteriore

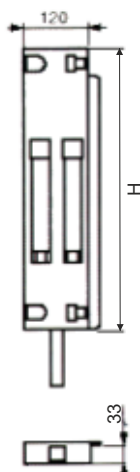
Beta Ricambi



SOVRAMONTANTI TRILATERALI CENTRALI

CODICE	H	DESC.
01392	400	Centrale
01396	500	Centrale
01400	600	Centrale
01404	700	Centrale
01408	800	Centrale

Beta Ricambi



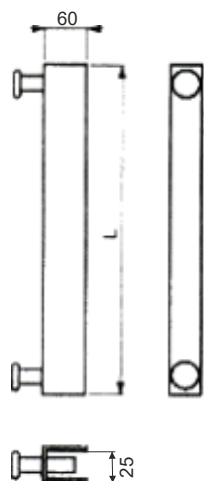
SOVRAMONTANTI TRILATERALI POSTERIORI

CODICE	H	DESC.
01393	400	Posteriore
01397	500	Posteriore
01401	600	Posteriore
01405	700	Posteriore
01409	800	Posteriore



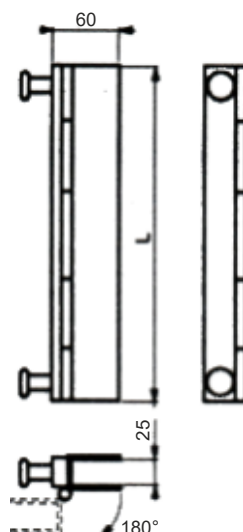
TEST. SOVRAM. IN FERRO SP/33 - MONT. FERRO SP/POST.

Beta Ricambi



TESTATE TRILATERALI FISSE S/CERNIERA

CODICE	H	DESC.
00667	400	Testata
00669	500	Testata
01671	600	Testata
00673	700	Testata
01676	800	Testata

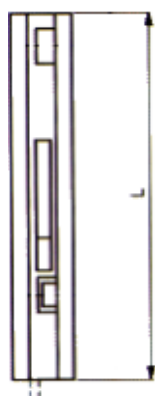


TESTATE TRILATERALI FISSE C/CERNIERA

CODICE	H	DESC.
00668	400	Testata
00670	500	Testata
01672	600	Testata
01673	700	Testata
00676	800	Testata

Beta Ricambi

MONTANTI FERRO PER SPONDA POSTERIORE



CODICE	H	DESC.
00246	600	Mont. sponda post.
00291	800	Mont. sponda post.



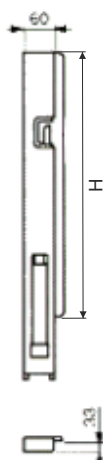
CODICE	H	DESC.
00313	600	Testata zincata
00294	800	Testata zincata

Beta Ricambi



MONTANTI IN ACCIAIO INOX SP/33

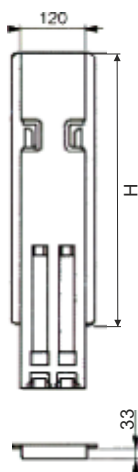
Beta Ricambi



MONTANTI ANT. FIS/ROV INOX SP/33

CODICE	H	DESC.
00342X	400	Anteriore
00347X	500	Anteriore
00353X	600	Anteriore
00359X	800	Anteriore

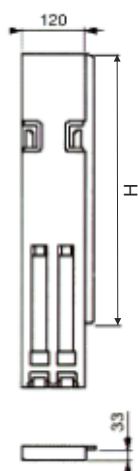
Beta Ricambi



MONTANTI CENTR. FIS/ROV INOX SP/33

CODICE	H	DESC.
00345X	400	Centrale
00350X	500	Centrale
00356X	600	Centrale
00362X	800	Centrale

Beta Ricambi



MONTANTI POST. FIS/ROV INOX SP/33

CODICE	H	DESC.
00346X	400	Posteriore
00351X	500	Posteriore
00357X	600	Posteriore
00363X	800	Posteriore



BETA RICAMBI

Tel. 081 8507823 / 8638945 - Fax 081 8500351

TESTATE INOX SP/33

Beta Ricambi



TESTATE FISSE INOX SP/25

CODICE	H	DESC.
00503X	400	Testata laterale
00504X	400	Testata post.
00523X	500	Testata laterale
00524X	500	Testata post.
00543X	600	Testata laterale
00544X	600	Testata post.
00579X	800	Testata laterale
00580X	800	Testata post.

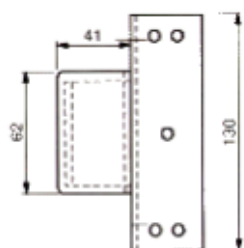
Beta Ricambi

Beta Ricambi



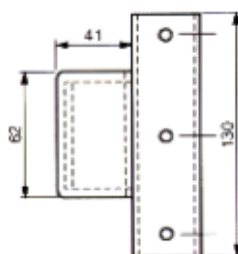
ACCESSORI PER MONTANTI SP/33

Beta Ricambi



**TASCHETTA ANGOLARE
LATERALE ZINC. LUNGA**

CODICE	DESCRIZIONE
0501	Laterale zincata lunga

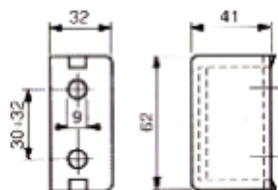


**TASCHETTA ANGOLARE
POSTERIORE ZINC. LUNGA**

CODICE	DESCRIZIONE
0507	Post. zincata lunga

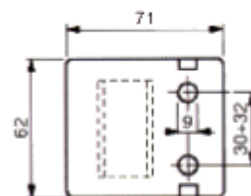


Beta Ricambi



**TASCHETTA ZINCATA
LUNGA**

CODICE	DESCRIZIONE
NG087	Zincata lunga

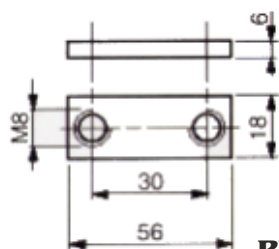


**TASCHETTA POSTERIORE
REG. ZINCATA**

CODICE	DESCRIZIONE
NT056	Post. registrabile zinc.

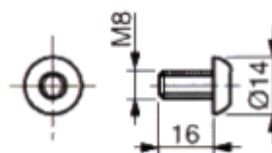


Beta Ricambi



PIASTRINA ZINCATA

CODICE	DESCRIZIONE
15270	Piastrina zincata



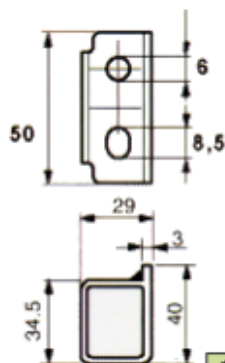
VITE PER TASCHETTA

CODICE	DESCRIZIONE
NV053	Vite per taschetta M8 X 16



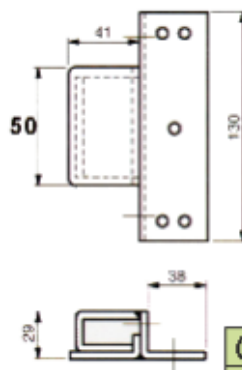
ACCESSORI PER MONTANTI SP/33

Beta Ricambi



TASCETTA CORTA

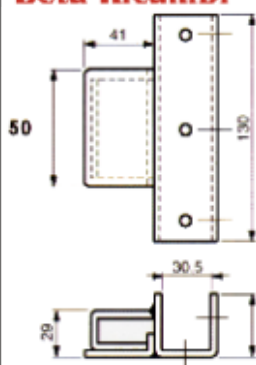
CODICE	DESCRIZIONE
00660	Taschetta zincata corta
00660X	Taschetta inox corta



**TASCETTA ANGOLARE
LATERALE CORTA**

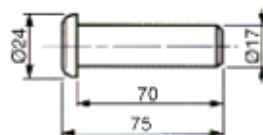
CODICE	DESCRIZIONE
00663	Laterale zincata corta
00663X	Laterale inox corta

Beta Ricambi



**TASCETTA ANGOLARE
POSTERIORE CORTA**

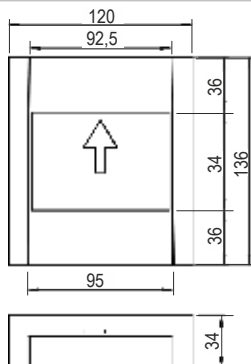
CODICE	DESCRIZIONE
00664	Post. zincata corta
00664X	Post. inox corta



**PIOLE TESTATA
RIBALTABILE**

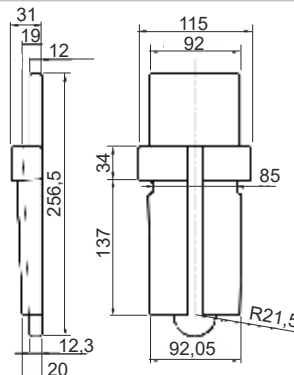
CODICE	DESCRIZIONE
NP102	SP/33

Beta Ricambi



INNESTO FEMMINA PIANT. RIB/SFIL

CODICE	DESCRIZIONE
NS094	Innesto femmina



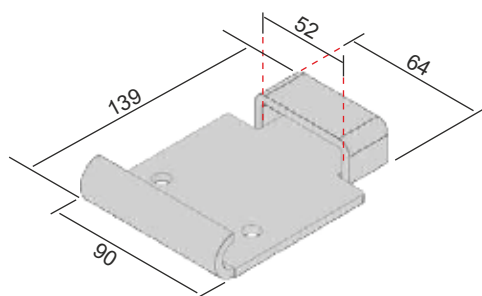
INNESTO MASCHIO PIANT. RIB/SFIL

CODICE	DESCRIZIONE
NS094S	Innesto maschio



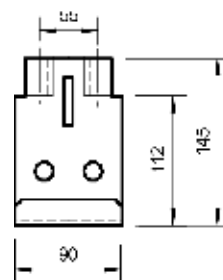
ACCESSORI PER MONTANTI SP/33

Beta Ricambi



SCARPA PIANTONE

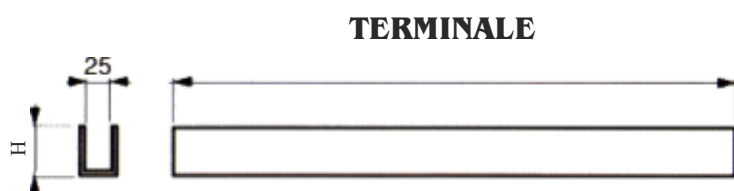
CODICE	DESCRIZIONE
00320	Scarpa piantone ferro



SCARPA PIANTONE

CODICE	DESCRIZIONE
0143	Scarpa piant. cataforesi

Beta Ricambi

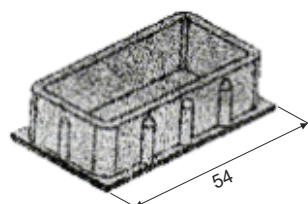


TERMINALE

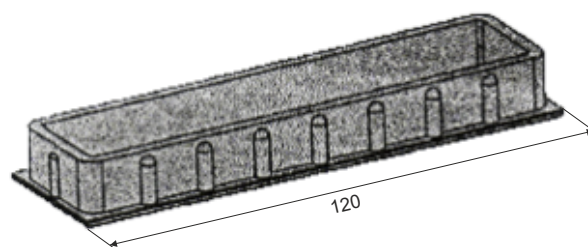
CODICE	H	DESC.
NT032	40	Zincato 3mt
NT066	60	Zincato 3mt
NT083	40	Inox 3mt
NT216	60	Inox 3mt

Beta Ricambi

TAPPI PLASTICA PIANTONI FIS/ROV SP/33



CODICE	DESCRIZIONE
NT117	Tappo piantone ant.

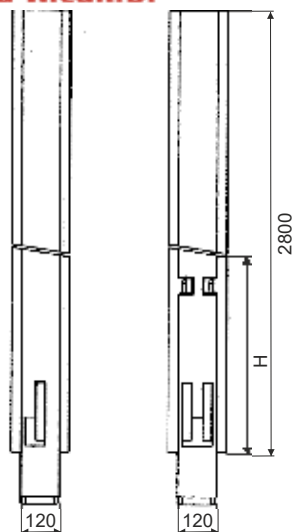


CODICE	DESCRIZIONE
NT116	Tappo piantone centr.



MONTANTI CENTINATI GRAN VOLUME SP/33

Beta Ricambi

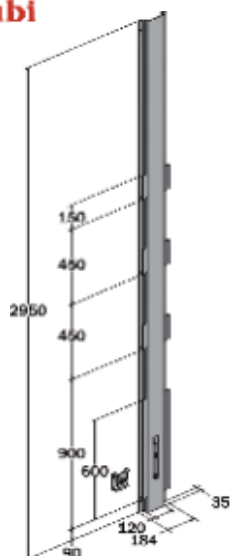


MONTANTI GRAN VOLUME CENTRALI FERRO

CODICE	H	DESC.
NP118C	//	S/sponda 1 leva
NP347	600	2 leve
NP344	800	2 leve
NP029	1000	2 leve



Beta Ricambi

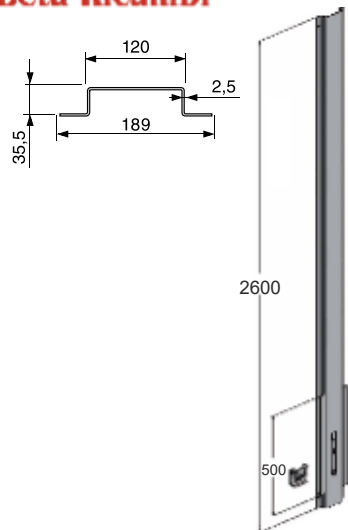


MONTANTI GRAN VOLUME CATAFORESI C/ MENSOLE SOVRASP.

CODICE	H	DESC.
NP118B	//	1 leva



Beta Ricambi



MONTANTI GRAN VOLUME CATAFORESI S/MENSOLA SOVRASP.

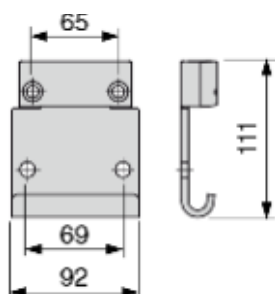
CODICE	H	DESC.
NP118A	//	1 leva





MONTANTI CENTINATI GRAN VOLUME SP/33

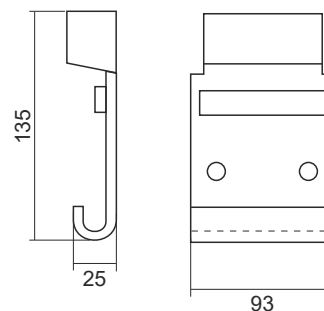
Beta Ricambi



SCARPA PIANTONE

CODICE	DESCRIZIONE
NS381	Scarpa piant. Granvolume

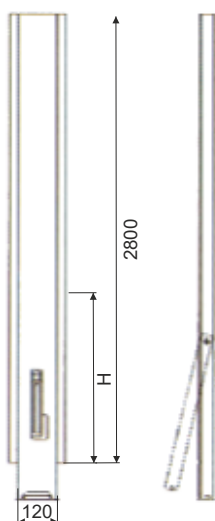
* Per Piantone cod. NP118A



SCARPA PIANTONE

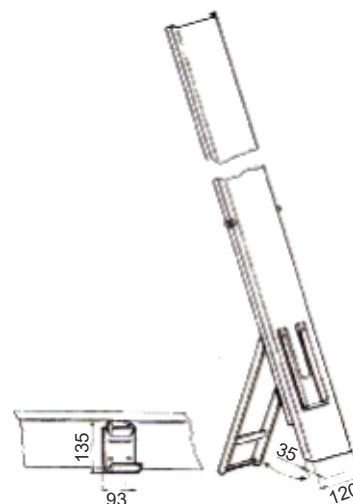
CODICE	DESCRIZIONE
413	Scarpa piant. DG

Beta Ricambi



MONTANTI GRAN VOLUME CENTRALI D.G.

CODICE	H	DESCRIZIONE
2604	//	S/sponda 1 leva
2601	600	2 leve
2602	800	2 leve
2603	1000	2 leve



Beta Ricambi



MONTANTI ANTERIORI STRETTI D.G.

CODICE	H	DESC.
4010	600	Ant. stretto DX
4011	600	Ant. stretto SX
4026	800	Ant. stretto DX
4027	800	Ant. stretto SX
4050	1000	Ant. stretto DX
4051	1000	Ant. stretto SX



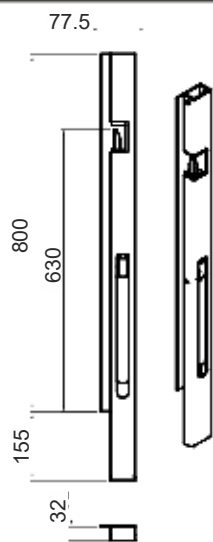
TESTATE ALLUMINIO D.G.

CODICE	H	DESC.
T600	600	Testata
T800	800	Testata
T1000	1000	Testata
NP338	53	Piolo piant.D.G.



MONTANTI IN FERRO *KINNEGRIP* SP/33

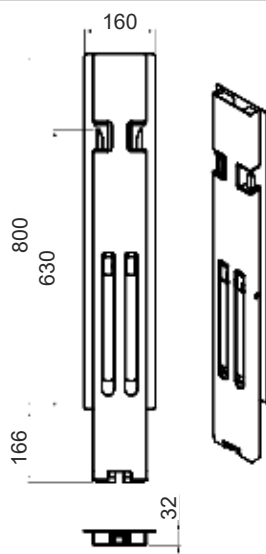
Beta Ricambi



MONTANTI ANT. K4 FIS/ROV SP/33 FERRO

CODICE	H	DESC.
NK030	800	Ant. stretto DX
NK030S	800	Ant. stretto SX

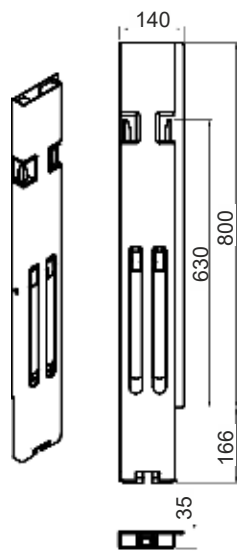
Beta Ricambi



MONTANTI CENTR. K4 FIS/ROV SP/33 FERRO

CODICE	H	DESC.
NK027	800	Centrale

Beta Ricambi



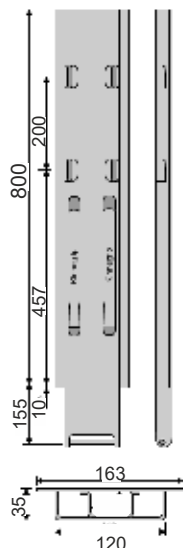
MONTANTI POST. K4 FIS/ROV SP/33 FERRO

CODICE	H	DESC.
NK028	800	Destro
NK028S	800	Sinistro



MONTANTI IN FERRO *KINNEGRIP* SP/33 - ACCESSORI

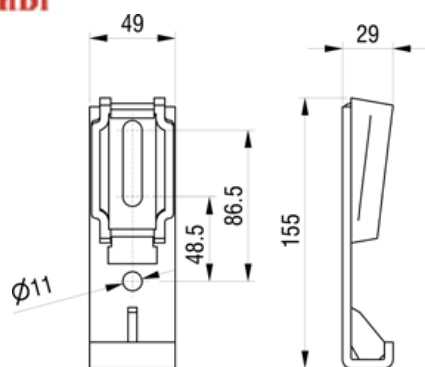
Beta Ricambi



MONTANTI CENTR. K20 FIS/ROV SP/33 FERRO

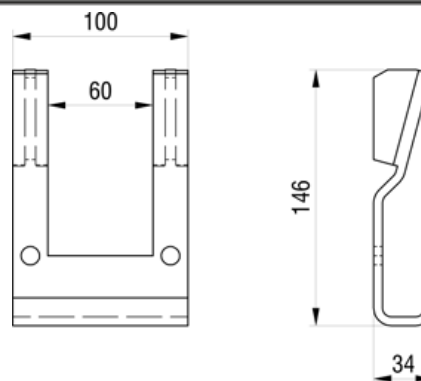
CODICE	H	DESC.
NK072	800	Centr. 2/chius.

Beta Ricambi



SCARPA PIANTONE

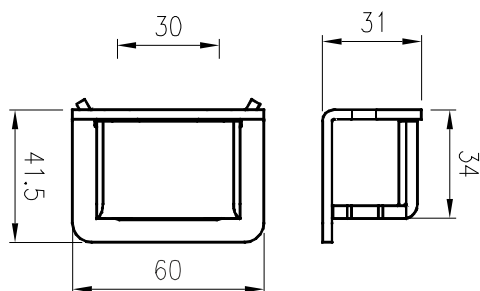
CODICE	DESCRIZIONE
NG080	Scarpa piantone K4



SCARPA PIANTONE

CODICE	DESCRIZIONE
NG122	Scarpa piant. K20

Beta Ricambi



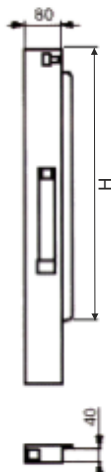
TASCHETTA REGISTRABILE

CODICE	DESCRIZIONE
NT148	Taschetta reg. K20



MONTANTI IN FERRO SP/40

Beta Ricambi



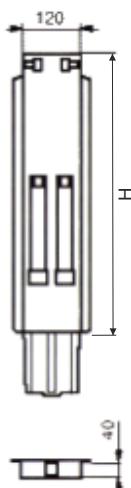
MONTANTI ANT. RIB/SFIL TR5 SP/40 FERRO

CODICE	H	DESC.
00204	400	Anteriore
00208	500	Anteriore
00212	600	Anteriore
00216	700	Anteriore
00220	800	Anteriore
00224	900	Anteriore

MONTANTI ANT. RIB/SFIL TR5 SP/40 CATAFORESI

CODICE	H	DESC.
FMOA400A	400	Anteriore
FMOA500A	500	Anteriore
FMOA600A	600	Anteriore
FMOA800A	800	Anteriore

Beta Ricambi



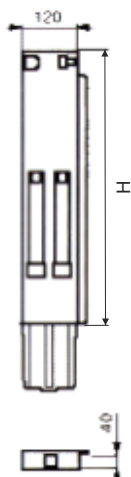
MONTANTI CENTR. RIB/SFIL TR5 SP/40 FERRO

CODICE	H	DESC.
00206	400	Centrale
00210	500	Centrale
00214	600	Centrale
00218	700	Centrale
00222	800	Centrale
00226	900	Centrale

MONTANTI CENTR. RIB/SFIL TR5 SP/40 CATAFORESI

CODICE	H	DESC.
FMOA400C	400	Centrale
FMOA500C	500	Centrale
FMOA600C	600	Centrale
FMOA800C	800	Centrale

Beta Ricambi



MONTANTI POST. RIB/SFIL TR5 SP/40 FERRO

CODICE	H	DESC.
00207	400	Posteriore
00211	500	Posteriore
00215	600	Posteriore
00219	700	Posteriore
00223	800	Posteriore
00227	900	Posteriore

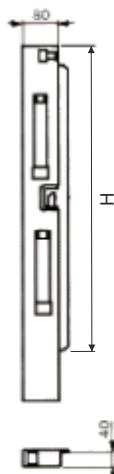
MONTANTI POST. RIB/SFIL TR5 SP/40 CATAFORESI

CODICE	H	DESC.
FMOA400P	400	Posteriore
FMOA500P	500	Posteriore
FMOA600P	600	Posteriore
FMOA800P	800	Posteriore



MONTANTI IN FERRO SP/40

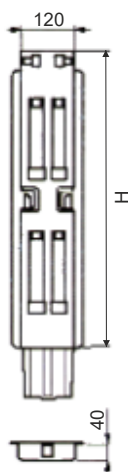
Beta Ricambi



MONTANTI ANT. RIB/SFIL TR5 SP/40 FERRO

CODICE	H	DESC.
00228	1000	Anteriore

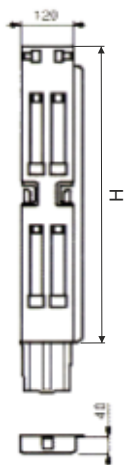
Beta Ricambi



MONTANTI CENTR. RIB/SFIL TR5 SP/40 FERRO

CODICE	H	DESC.
00230	1000	Centrale

Beta Ricambi



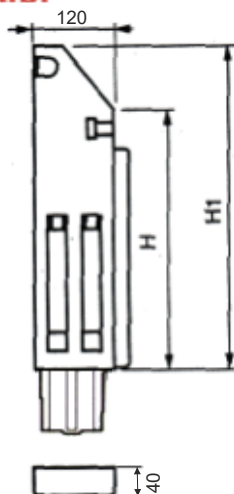
MONTANTI POST. RIB/SFIL TR5 SP/40 FERRO

CODICE	H	DESC.
01231	1000	Posteriore



MONTANTI IN FERRO SP/40 - ACCESSORI

Beta Ricambi



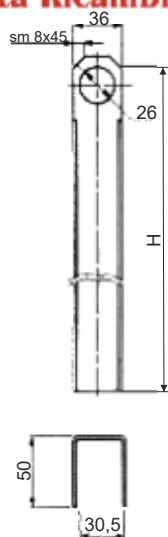
MONTANTI POST. RIB/SFIL TR5 SP/40 SMUSSATI FERRO

CODICE	H/H1	DESC.
022207	400/500	Posteriore
02211	500/600	Posteriore
02215	600/700	Posteriore
02219	700/800	Posteriore

MONTANTI POST. RIB/SFIL TR5 SP/40 SMUSSATI CATAFORESI

CODICE	H/H1	DESC.
FMOA450P	400/500	Posteriore
FMOA560P	500/600	Posteriore
FMOA650P	600/700	Posteriore

Beta Ricambi



TESTATE ZINCATE PER TR5

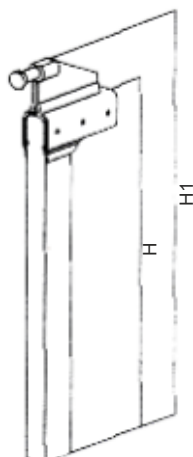
CODICE	H	DESC.
09503	400	Testata
09504	500	Testata
09505	600	Testata
09506	700	Testata
09507	800	Testata
09508	900	Testata
09509	1000	Testata laterale
09510	1000	Testata post.

PIOLO TESTATA RIB. PER TR5



CODICE	H	DESC.
NP293	12cm	Corto
NP359	16cm	Lungo

Beta Ricambi



TESTATE POST. ZINCATE PER TR5 SPECIAL

CODICE	H/H1	DESC.
09513	400/500	Testata post.
09514	500/600	Testata post.
09515	600/700	Testata post.
09516	700/800	Testata post.



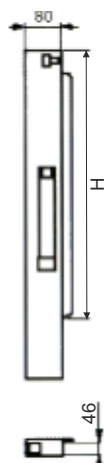
TESTATE INOX SAGOMATE PER TR5

CODICE	H	DESC.
09523	400	Testata
09524	500	Testata
09525	600	Testata
09526	700	Testata
09527	800	Testata



MONTANTI IN FERRO SP/46

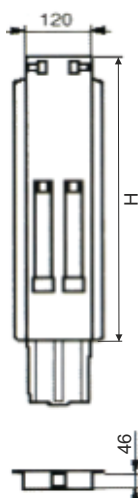
Beta Ricambi



MONTANTI ANT. RIB/SFIL SP/46 SPONDA FERRO

CODICE	H	DESC.
00229	400	Anteriore
00232	500	Anteriore
00235	600	Anteriore

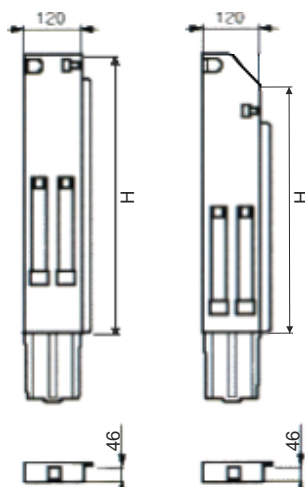
Beta Ricambi



MONTANTI CENTR. RIB/SFIL SP/46 SPONDA FERRO

CODICE	H	DESC.
00238	400	Centrale
00233	500	Centrale
00236	600	Centrale

Beta Ricambi



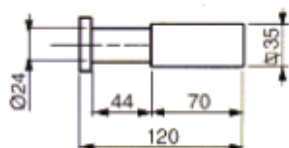
MONTANTI POST. RIB/SFIL SP/46 SPONDA FERRO

CODICE	H	DESC.
00231	400	Posteriore
51231	400/500	Post. Smussato
00234	500	Posteriore
01234	500/600	Post. Smussato
00237	600	Posteriore
01237	600/700	Post. Smussato



MONTANTI PER CENTINA FRANCESE

Beta Ricambi



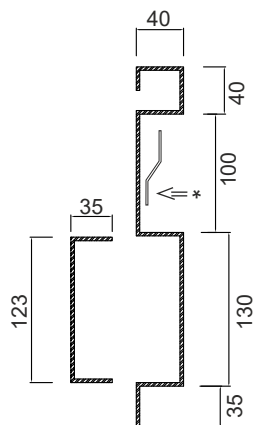
**PIOLO TESTATA
SPONDA IN FERRO**

CODICE	DESCRIZIONE
NP034	Piolo testata

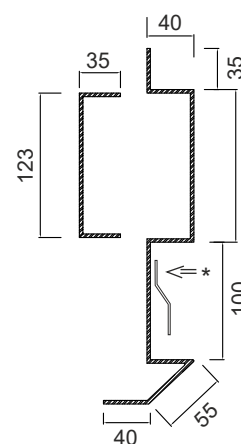
Beta Ricambi

PIANTONI PER CENTINA FRANCESE LARGHI

POSTERIORE



ANTERIORE



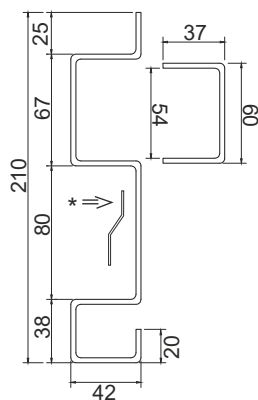
CODICE	H	Sp.	DESC.
NT043	3000	30/10	Posteriore
NT042	3000	30/10	Anteriore

* Profilo a "S" per telo compreso

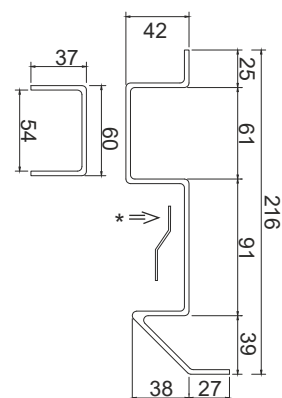
Beta Ricambi

PIANTONI PER CENTINA FRANCESE STRETTI

POSTERIORE



ANTERIORE



CODICE	H	Sp.	DESC.
NT263P	3000	30/10	Posteriore
NT263	3000	30/10	Anteriore

* Profilo a "S" per telo compreso



BETA RICAMBI

Tel. 081 8507823 / 8638945 - Fax 081 8500351

Beta Ricambi